



zPAR™ 30Long

Ultra Light, Non-DIMMABLE



- 120~
- 220~
- MEDIUM
- 2700K
- 3000K
- 4000K
- 15°
- 25°
- 40°
- UV
- UV

PRODUCT SUMMARY

- Fixed Wattage
- Non-Dimmable
- Multiple Color Temperatures Available
- Custom Optics
- High Color Rendering
- Proprietary Crimpfin Heatsink Design
- Designed to last 50,000 hours
- 5 year limited warranty
- Halogen PAR form factor (ANSI compliant)
- No UV or IR radiation
- Voltage: 120v/220v
- 0.9 Power Factor
- Socket Type: Medium Screw Base
- Environment: Dry
- Length: 4.6 in, 117 cm
- Diameter: 3.75 in, 95mm
- Weight: 7.05 ounces, 200g
- Operating Temperature -20° C + 45° C

The zPAR30L lamps from MSi are 12W LED replacement bulbs, which exceed the light output of a 100-watt halogen PAR lamp. This amazing lamp brings together the latest innovation and experience from MSi's multiple engineering disciplines, to deliver the complete solution for retail, hospitality, furniture, museum and commercial applications.

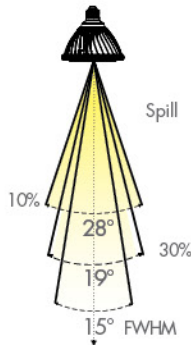
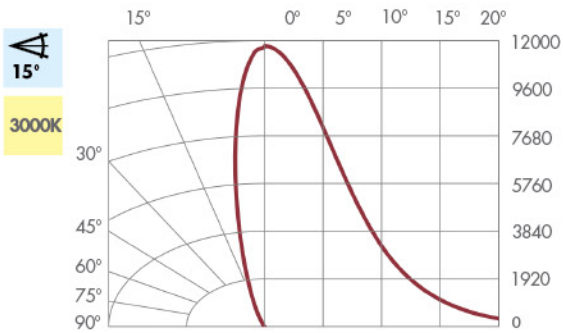


| CATALOG | POWER | CCT (K) | CRI | BEAM ANGLE | LUMENS | CBCP |
|------------------|-------|---------|-----|------------|--------|--------|
| zPAR30L271512T3N | 12W | 2700 | 82 | 15° | 950 | 10,500 |
| zPAR30L272512T3N | | | | 25° | | 4,750 |
| zPAR30L274012T3N | | | | 40° | | 1,950 |
| zPAR30L301512T3N | 12W | 3000 | 82 | 15° | 1000 | 11,500 |
| zPAR30L302512T3N | | | | 25° | | 5,250 |
| zPAR30L304012T3N | | | | 40° | | 2,100 |
| zPAR30L401512T3N | 12W | 4000 | 82 | 15° | 1100 | 12,500 |
| zPAR30L402512T3N | | | | 25° | | 5,500 |
| zPAR30L404012T3N | | | | 40° | | 2,300 |

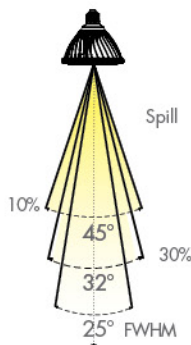
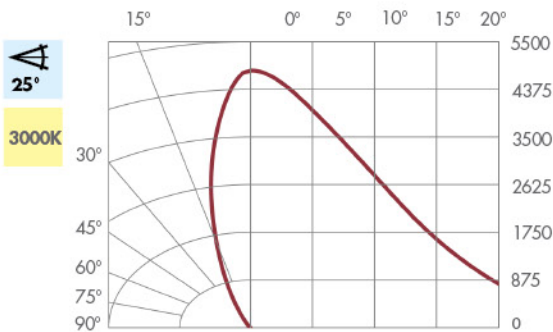
CANDELA DISTRIBUTION

BEAM DISTRIBUTION

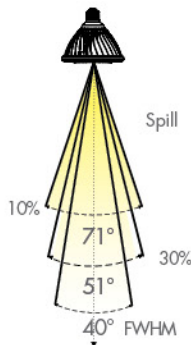
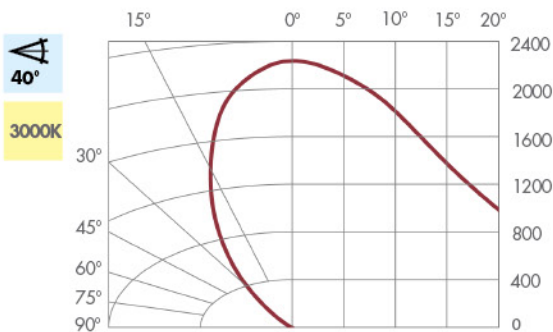
0° AIMING FOOTCANDLES



| Distance To Floor | Beam Diameter (50% CBCP) | Footcandles On Floor |
|-------------------|--------------------------|----------------------|
| 5' | 1.3' | 460 |
| 10' | 2.6' | 115 |
| 15' | 3.9' | 51 |
| 20' | 5.3' | 29 |



| Distance To Floor | Beam Diameter (50% CBCP) | Footcandles On Floor |
|-------------------|--------------------------|----------------------|
| 5' | 2.2' | 210 |
| 10' | 4.4' | 53 |
| 15' | 6.7' | 23 |
| 20' | 8.9' | 13 |



| Distance To Floor | Beam Diameter (50% CBCP) | Footcandles On Floor |
|-------------------|--------------------------|----------------------|
| 5' | 3.6' | 84 |
| 10' | 7.3' | 21 |
| 15' | 10.8' | 9 |
| 20' | 14.4' | 5 |

CAUTION: Risk of electric shock. Do not open – no user serviceable parts inside. Use in dry locations only. Turn power off before inspection, installation or removal. Not intended for use with emergency exit fixtures or emergency exit lights. Not for use where exposed to the weather. Not for use with totally enclosed fixtures or fixtures that inhibit air flow.

WARRANTY: This product is covered by a 5-year limited warranty under normal operating conditions based on 12 hours of usage per day. For details please visit www.msissl.com.